

# SERVICE AREA SAFETY INSTRUCTIONS

To help with the safe running of the event Competitors and service crews should follow these instructions.

Please further assist with safety by following the requests from marshals in the Service Area.

## General

1. The area available for servicing is limited therefore only **one vehicle** per entrant will be given access to the Service Area. Work on the competing car must be carried out using the minimum area. Please use common sense and take up the absolute minimum amount of space and be aware of the needs of others. **No trailers will be admitted.**
2. All teams must have an environmental ground sheet in place before work commences on vehicles, keeping clear of the high quarry faces as these have large, loose rocks.
3. Fire extinguishers should be available at all times when vehicles are being worked on particularly if welding, grinding and particularly if fuelling is taking place.  
Vehicles should be carefully supported on axle stands, chassis cill stands or ramps all with base plates when raised in the air. In this situation no engine shall be run with the gears engaged unless all moving parts are adequately guarded and a competent person is seated in the driving seat.
4. All working areas should be kept clean and tidy, all waste and spillage should be cleaned up immediately **and placed in the skip provided in the Service Area.**
5. Children under 16 years of age must be closely supervised.

## Vehicle Safety

6. A maximum speed limit of 10mph and the one-way system must be observed.
7. There will be pedestrians in the Service Area please take care to avoid accidents.
8. The use of mopeds, motorcycles scooters, quads etc. is banned in the Service Area.

## Fuelling

9. Fuelling is permitted in the Service Area and this should be the last operation to be done before the vehicle leaves. All four wheels should be on the ground, all other work ceased and no occupants in the vehicle.
10. Ideally fuelling should be done by hand pump rather than hand held containers, all spillages should be immediately contained.
11. There should be **no smoking** in the vicinity of vehicles being worked on or fuelled.

## Hazards

12. Vehicle parts may contain substances such as asbestos and some fluids can cause skin damage. Protective clothing should be provided and used to prevent injury.
13. Eyes are particularly vulnerable to damage and eye protection should be used during activities such as welding or grinding.
14. Compressors and air lines to be used must be in good condition and should be regularly inspected for potential defects.

## Manual Handling

15. Lifting and handling of loads by persons is a major cause of injuries so take care.

## Noise

16. The event is situated in a rural area where any noise can be clearly noticed over a wide area so please do not, for example, rev engines unnecessarily, and promptly repair damaged exhaust systems, failure to do so could mean exclusion.

## Servicing Equipment

17. All equipment particularly generators and compressors should be inspected regularly for defects and used only in compliance with the manufacturer's instructions.
18. Ensure gazebos are adequately secured to resist gusts of wind.

## First Aid

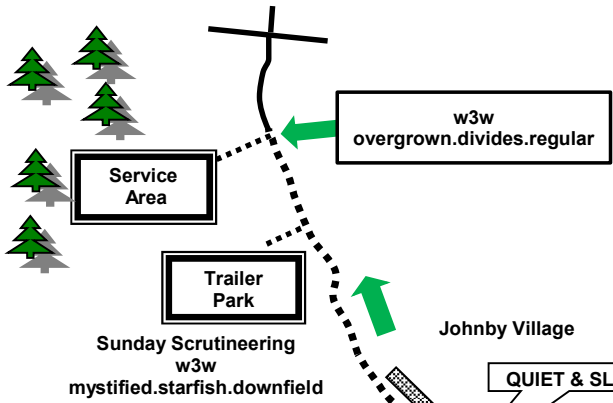
19. Any person suffering injury or illness should seek treatment from the event emergency services. A unit providing first aid cover will be located in the service area.
20. All accidents where persons are injured or damage to property occurs should be reported to the official in charge of the Service Area.

## Public Safety

21. Entrants and their associated personnel should act in such a manner so as not to put either themselves, spectators or any other person at risk of injury.

West Cumbria & Eden Valley Motorsport Clubs

# GREYSTOKE STAGES Highway Access Routes



Sunday Scrutineering  
w3w  
mystified.starfish.downfield

QUIET & SLOW !!



Please follow route shown for Noise & Scrutineering



Competitors and service crews to follow this route to the forest



Scale Approx 1:50,000  
OS Sheet 90

Please respect the speed limits through the villages and be as quiet as possible  
*Thank you*

Greystoke Village

QUIET & SLOW !!

Use this route to the stages on Sunday

**North Lakes Business Park**  
M/R 90/4560 2875  
w3w  
neck.desk.homelands  
Trailer unloading for Scrutineering  
Noise Check Here

To Trailer Unload and Noise & Return from Scrutineering

B5288

QUIET & SLOW !!

Use this route to Noise & Scrutineering on Saturday

Newbiggin Village

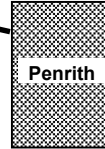
Saturday Scrutineering & Signing-On  
**(No trailers!)**

M/R 90/4700 2925  
w3w  
playfully.lighters.jobs

A66 Keswick

To Scrutineering

B5288

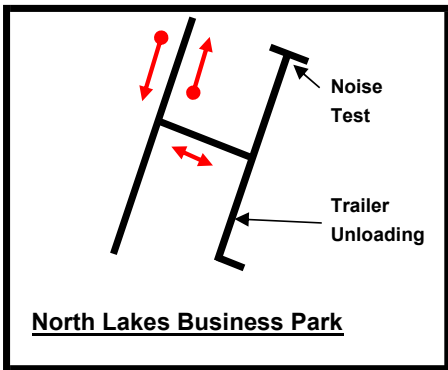


Truckstop

A66

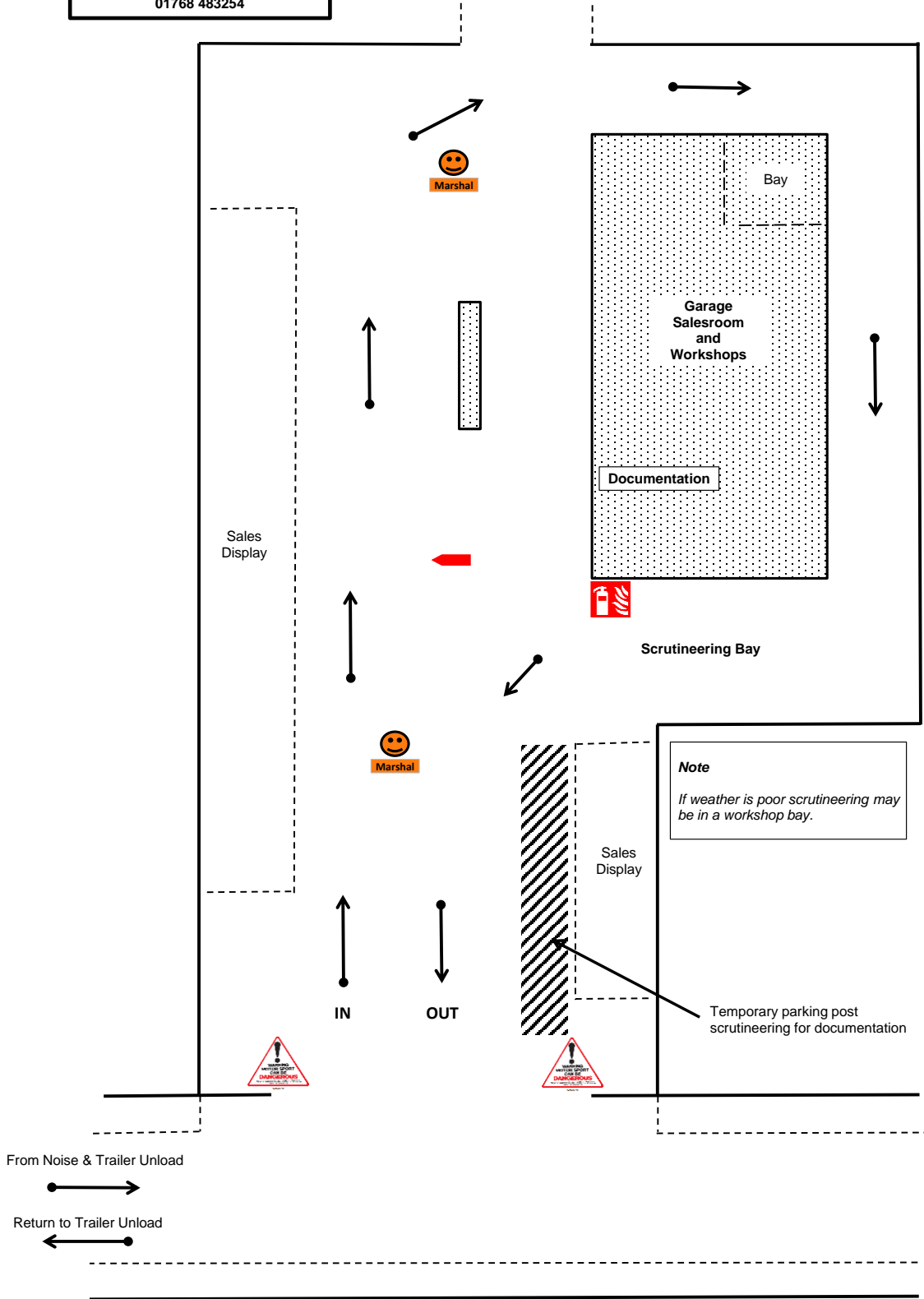
A66 Scotch Corner

M6 J40



**Scrutineering**  
at  
Braithwaites Garage  
Newbiggin, Stainton  
CA11 0HT  
01768 483254

Officials Parking



## Essential Medical Information

Dear Competitor

In order to assist the Medical and Rescue teams on the Greystoke event please advise them of any disability, allergy, condition or current medication which may require special consideration or treatment by the medical team. *(Note, we do not require a "Nil" return.)*

Please complete the lower portion of this page and email a copy to the Event Secretary at [richardcooke55@gmail.com](mailto:richardcooke55@gmail.com) by Wednesday 28<sup>th</sup> June 2023.

Your cooperation with this will help us to ensure your safety and that of the medical teams, this information will be held solely for the purposes of the event and deleted following its conclusion.

Many thanks.

---

### Medical Information for 2023 Greystoke Stages

#### FAO Andrew Barrington, Doctor, 2023 Greystoke Stages Rally

Car No. : .....

Crew Member's Name : .....

Appropriate Medical Information: .....

.....

.....

.....

This information will be handed to the event doctor and kept in strict confidence.

It may be handed in at document collection but we would prefer if you would please supply the details by email prior to the event.

Following your safe completion of the event this information will be destroyed.

Signature: ..... Date: .....